

Swivel Joints



Specifications

Nominal Size : 2" ~ 4"

Temperature Rating : -29℃ ~ 121℃ (PU)

Service : Standard

Manufacturing standard : API 16C & NACE MR0175

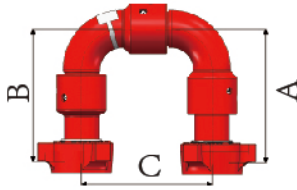
Descriptions

SLETPETRO swivel joints are forged from TIMKEN 4715 LC alloy steel with round bore design, and are specially heat treated to ensure the durability and longevity. The design of wall thickness is based on the comprehensive analysis of weight, wear resistance and toughness. It's the best choice for protecting the ground pipeline joints in fracturing, cementing, acidizing and well testing.

Features

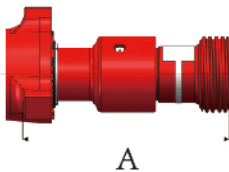
- Triple step ball race design increases the wall thickness of vital part and enhances the intensity without increasing swivel joint weight.
- The case and flow path hardness can reach HRC58-62, and core strength can reach HRC28-34 to ensure wear resistance, fatigue strength and toughness.
- The proven metal frame packing design ensures the sealing reliability.
- Adopt special forming process, the 3"1502 swivels enable to pass a 63mm ball. Ensure the unrestrictive flow path and reduce the resistance.

Style 10



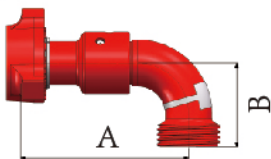
Nominal Size	End Connections		Rated Working Pressure Mpa/Psi	Dimensions(mm)			Service
				A	B	C	
2"	FIG1502	FXM	105/15000	279	277	273	Standard
2"	FIG1502	MXM	105/15000	279	279	273	Standard
3"	FIG1502	FXM	105/15000	369	369	416	Standard
3"	FIG1502	MXM	105/15000	369	369	416	Standard
3"	FIG2002	FXM	140/20000	516	516	540	Standard
3"	FIG2002	MXM	140/20000	516	516	540	Standard
4"	FIG1502	FXM	105/15000	516	516	540	Standard
4"	FIG1502	MXM	105/15000	516	516	540	Standard

Style 20



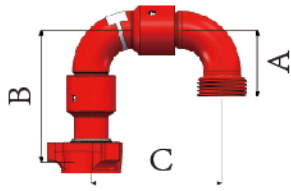
Nominal Size	End Connections		Rated Working Pressure Mpa/Psi	Dimensions(mm)	Service
				A	
2"	FIG1502	FXM	105/15000	283	Standard
3"	FIG1502	FXM	105/15000	321	Standard
3"	FIG2002	FXM	140/20000	490	Standard
4"	FIG1502	FXM	105/15000	490	Standard

Style 30



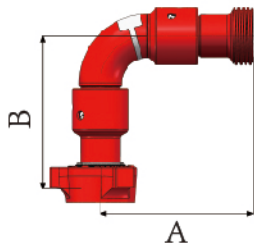
Nominal Size	End Connections		Rated Working Pressure Mpa/Psi	Dimensions(mm)		Service
				A	B	
2"	FIG1502	FXM	105/15000	281	140	Standard
3"	FIG1502	FXM	105/15000	369	202	Standard
3"	FIG2002	FXM	140/20000	524	258	Standard
4"	FIG1502	FXM	105/15000	524	258	Standard

Style 50



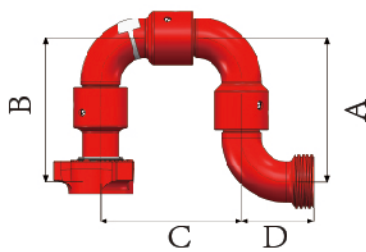
Nominal Size	End Connections		Rated Working Pressure Mpa/Psi	Dimensions(mm)			Service
				A	B	C	
2"	FIG1502	FXM	105/15000	140	277	277	Standard
3"	FIG1502	FXM	105/15000	202	369	416	Standard
3"	FIG2002	FXM	140/20000	258	516	540	Standard
4"	FIG1502	FXM	105/15000	247	516	540	Standard

Style 60



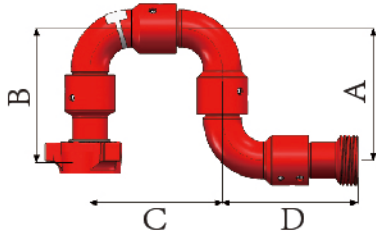
Nominal Size	End Connections		Rated Working Pressure Mpa/Psi	Dimensions(mm)		Service
				A	B	
2"	FIG1502	FXM	105/15000	279	277	Standard
3"	FIG1502	FXM	105/15000	396	369	Standard
3"	FIG2002	FXM	140/20000	516	516	Standard
4"	FIG1502	FXM	105/15000	516	516	Standard

Style 80



Nominal Size	End Connections		Rated Working Pressure Mpa/Psi	Dimensions(mm)				Service
				A	B	C	D	
2"	FIG1502	FXM	105/15000	277	277	277	140	Standard
3"	FIG1502	FXM	105/15000	416	369	416	202	Standard
3"	FIG2002	FXM	140/20000	540	516	540	258	Standard
4"	FIG1502	FXM	105/15000	540	516	540	258	Standard

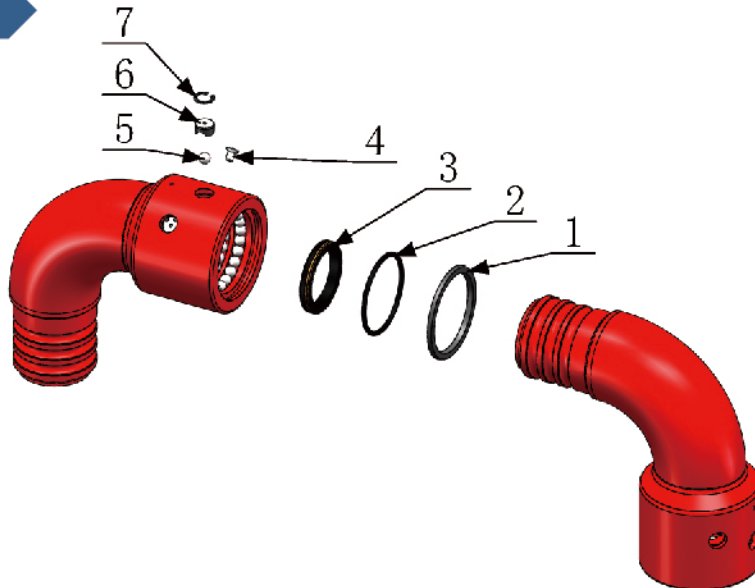
Style 100



Nominal Size	End Connections		Rated Working Pressure Mpa/Psi	Dimensions(mm)				Service
				A	B	C	D	
2"	FIG1502	FXM	105/15000	274	277	274	280	Standard
3"	FIG1502	FXM	105/15000	416	369	416	369	Standard
3"	FIG2002	FXM	140/20000	540	516	540	516	Standard
4"	FIG1502	FXM	105/15000	540	516	540	516	Standard

Swivel Joints Repair Kit

1. O Ring I
2. O Ring II
3. Packing
4. Screw
5. Balls
6. Ball Plugs
7. Snap Rings



Nominal Size	End Connections	Rated Working Pressure Mpa/Psi	O Ring I	O Ring II	Packing	Screw	Balls	Ball Plugs	Snap Rings	Service
2"	FIG1502	105/15000	1	1	1	1	24, 24, 24	3	3	Standard
3"	FIG1502	105/15000	1	1	1	1	34, 35, 36	3	3	Standard
3"	FIG2002	140/20000	1	1	1	1	26, 27, 28	3	3	Standard
4"	FIG1502	105/15000	1	1	1	1	26, 27, 28	3	3	Standard

Consult factory for special working pressure, end connections, low temperature or sour gas service.